


Flexible LED Strip Light

*Benefits

- Can be separable every 3 LEDs along the cut-mark
- Made of printed circuit board
- Compact size
- Available in various colors

*Applications

- Edge-lighting of transparent or diffused materials
- Path & contour marking
- Illuminated signs



*Basic Technical Data

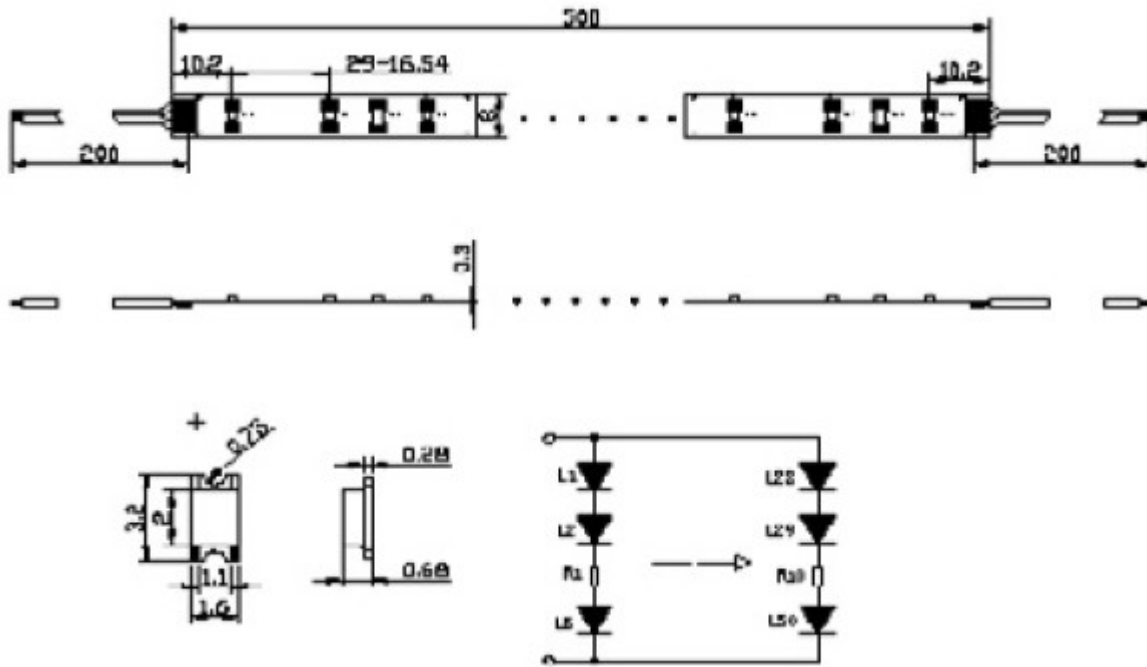
- Standard length: 5 meters/reel
- Strip width: 8mm
- Printed circuit board thickness: 0.25mm
- Working voltage: 12V DC
- Working current: 2 A for single color; 3A for RGB color changing
- Entire Strip LED quantity: 300pcs (for single color) /150pcs(for RGB Colorful)
- Size of smallest unit 3 LED (L X W): 72mm X 8mm
- Weight: 0.15Kg/reel (5meters per reel)
- Brightness: 40 - 48 Lux per LED

Key Features

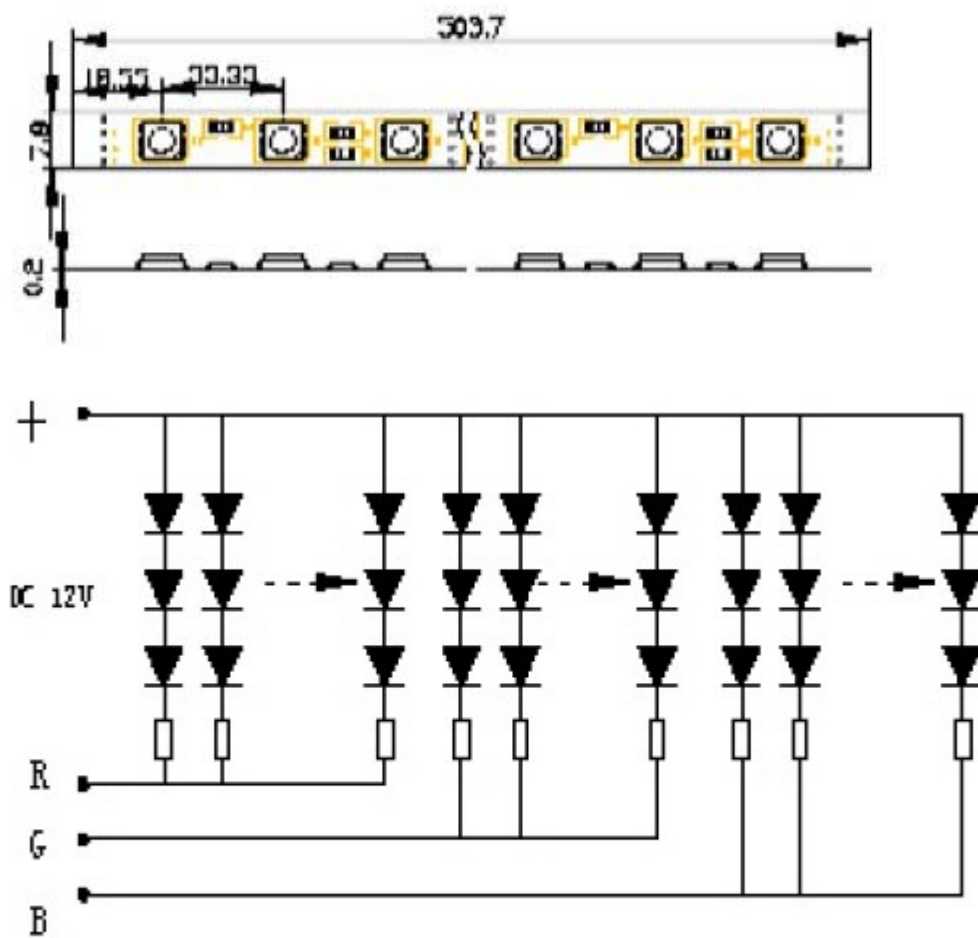
- * Low Power Consumption - (Up to 90% energy savings over Neon).
- * Long Life - (100,000 Hours Typically - over 11 years in continuous use).
- * Rugged and Reliable - (No glass to break as with Neon or Fluorescent).
- * Fast & Simple Installation - (Easy plug together design).
- * High Brightness - (LED types available include Standard, Superbright & Ultrabright options).
- * No Colour Fade - (LED's emit a single colour wavelength so don't rely on filters which can fade over time).
- * Low Maintenance – (LED's offer fit and forget designs which need the minimum of servicing).

*Technical Drawing

1. Drawing of Single color flexible strip light



2. Drawing of RGB color flexible strip light



***TYPE NO.**

NV-F30RGB-12V RGB
NV-F30W-12V WHITE
NV-F30R-12V RED
NV-F30A-12V AMBER
NV-F30G-12V GREEN
NV-F30B-12V BLUE
NV-F30V-12V PURPLE
NV-F30P-12V PINK

***Assembly Information**

Solder connection should only be performed on designated solder pads (marked " +/-"). During soldering, don't exceed the maximum soldering time of 10 seconds and the maximum soldering temperature of 260 Celsius degrees.

The smallest unit (72mm - 3 LEDs) can be removed by cutting with scissors between the designated solder pads.

Indoor Version -

The minimum bending radius is 2 cm. The strip may be bent over a smaller radius of the circuit board containing no electronic components and such bends should be made once and fixed in position to avoid cyclic fatigue.

***Safety Information**

The SMD flexible strip light itself and all its components may not be mechanically stressed.

Assembly must not damage or destroy conducting paths on the circuit board.

Installation of LED modules (with power supplies) needs to be made with regard to all applicable electrical and safety standards. Only qualified personnel should be allowed to perform installations.

Correct electrical polarity needs to be observed. Wrong polarity may destroy the strip.

Parallel connection is highly recommended as safe electrical operation mode.

Serial connection is not recommended. Unbalanced voltage drop can cause hazardous overload and damage the strip.

Please ensure that the power supply is of adequate power to operate the total load.

When mounting on metallic or otherwise conductive surfaces, there needs to be an electrical isolation points between strip and the mounting surface.

Pay attention to standard ESD precautions when installing the strip.

Damaged by corrosion will not be honored as a materials defect claim. It is the user's responsibility to provide suitable protection against corrosive agents such as moisture and condensation and other harmful elements.